

Catalog No: 41435-1
Lot No: 7766
Expiration: June 30, 2026
 Store all components at 2-8°C

Kit Components	Part No.	Lot No.	Quantity
Plate(s)	SMP138	K7719	1
Plate Sealers	N/A	N/A	4
Wash Solution Concentrate	SMP057-60	K7205	2 x 50 ml
Human IFN-Beta Standard, 100,000 pg/ml	SMP146-1	K7722	1 vial
Standard Diluent	SMP163-30	K7725	25 ml
Sample Buffer	SMP147-15	K7111	15 ml
Antibody Concentrate	SMP148-1	K7723	1 vial
HRP Conjugate Concentrate	SMP056-320	K7724	1 vial
Assay Diluent	ASD-30	842611	25 ml
TMB Substrate Solution	KET-15	240404D03	15 ml
Stop Solution	SCY-15	78665	15 ml

Authorization

Released by: 

Date: April 3, 2025

Note: The 41435-1 ELISA is intended for measuring IFN-Beta in tissue or cell culture media only. For serum or plasma samples, we recommend using our 41415-1 VeriKine-HS™ Human IFN Beta Serum ELISA Kit.

CAUTION: Components should be handled with appropriate safety precautions and discarded properly. For further information, consult the safety data sheet (SDS).

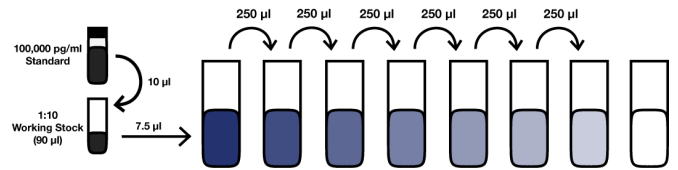
PREPARATION OF REAGENTS

Wash Buffer: Wash Solution Concentrate may contain crystals; place in a warm water bath and gently mix until completely dissolved. Prepare a 1:10 working wash solution (e.g. Add 50 ml Wash Solution Concentrate to 450 ml distilled or deionized water). Mix thoroughly before use. (**Note:** Prepare fresh Wash Buffer for each assay run.)

Human IFN-Beta Standard Curve Preparation:

- Label seven polypropylene tubes (S1 – S7).
- Add volume of Standard Diluent or Sample Matrix to each tube as indicated in [Figure 1](#).
- Prepare *working stock* by pipetting 10 µl of the Human IFN-Beta Standard into 90 µl of Standard Diluent or Sample Matrix. Using 100 or 200 µl pipette, set the volume to 80 µl and mix thoroughly.
- Using polypropylene tips, add 7.5 µl of prediluted standard to S7 and mix thoroughly.
- Remove indicated amount from S7, add to S6, and mix thoroughly. Repeat to complete series to S1. Set aside until use in step 1.

Figure 1: 7-Point Standard Curve Prepared in Standard Diluent



Label	S7	S6	S5	S4	S3	S2	S1	Blank
Standard Diluent (µl)	492.5	250	250	250	250	250	250	250
IFN-Beta (pg/ml)	150.00	75.00	37.50	18.75	9.38	4.69	2.34	0

Sample Preparation: Thaw frozen sample tubes to Room Temperature (RT) (22-25°C) in either tap water or between the fingertips. If samples require dilution, prepare using Standard Diluent or Sample Matrix. Keep at RT until use. Measurements in duplicate are recommended.

Antibody Solution: Prior to use in step 1, dilute Antibody Concentrate in the volume of Assay Diluent as shown below. Keep at RT (22-25°C).

Micro-plate Strips Used	2	4	6	8	10	12
Antibody Concentrate (µl)	13	19	26	32	38	45
Assay Diluent (ml)	2.0	3.0	4.0	5.0	6.0	7.0

HRP Solution: 15 minutes prior to use in step 2, dilute HRP Conjugate Concentrate in the volume of Assay Diluent as shown below. Keep at RT (22-25°C).

Micro-plate Strips Used	2	4	6	8	10	12
HRP Conjugate Concentrate (µl)	40	67	80	107	133	160
Assay Diluent (ml)	3.0	5.0	6.0	8.0	10.0	12.0

ASSAY PROCEDURE

Bring to RT (22-25°C)	Keep at 2-8°C
Plate/Sealers	Human IFN-Beta Standard
Sample Buffer	Antibody Concentrate
Standard Diluent	HRP Conjugate Concentrate
Matrices/Samples	
Assay Diluent	
TMB Substrate Solution	
Stop Solution	

- **Incubations:** Use plate sealers to cover the plate when directed. All incubations should be conducted in a closed chamber at 22-25°C or at RT, keeping the plate away from drafts.
- **Plate Washing:** All wells should be filled with a minimum of 300 µl of Wash Solution. Remove plate contents by inverting and blotting the plate on lint-free absorbent paper; tap the plate dry.

1. Determine the number of microplate strips required. We recommend running both the standard and samples at least in duplicate. Remove extra microtiter strips from the frame, seal in the foil bag provided and store at 2-8°C. Unused strips can be used in later assays.

Total well volume = 150 µl (Step A + Step B)

Step A: Add 50 µl of **Sample Buffer** and 50 µl of diluted **Antibody Solution** to every well.

Step B: Add 50 µl of **Standard, Test Samples** or **Blanks** (Standard Diluent or appropriate dilution matrix) to each designated well.

Cover with Plate Sealer and shake at 450 rpm at RT for 2 hours.

After 2 hours, empty plate contents and wash wells three times.

2. Add 100 µl of diluted **HRP Solution** to each well.

Cover with Plate Sealer and shake at 450 rpm at RT for 30 minutes.

After 30 minutes, empty plate contents and wash wells four times.

3. Add 100 µl of **TMB Substrate Solution** to each well. Incubate **in the dark** at RT for 30 minutes. Do not use a Plate Sealer during the incubation. **DO NOT SHAKE**.

4. After 30 minutes, **DO NOT EMPTY THE WELLS AND DO NOT WASH**. Add 100 µl of **Stop Solution** to each well.


5. Using a microplate reader, determine the absorbance at 450 nm within 5 minutes after the addition of Stop Solution.

Visit PBL's website
<https://pblsaysci.com/documentation> for additional
 information including technical data sheet

HUMAN IFN-BETA ELISA (41435) ASSAY PROCEDURE – QUICK REFERENCE

Total Time: 3 hr

Note: All incubations are at Room Temperature (RT) (22-25°C)*



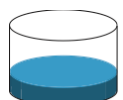
1. Add 50 µl Sample Buffer
 2. Add 50 µl Diluted Antibody Solution
 3. Add 50 µl Standard, Sample or Blank
- Incubate 2 hr (shake at 450 rpm) at RT*

Aspirate and Wash 3x

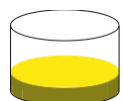


Add 100 µl diluted HRP Solution
 Incubate 30 min (shake at 450 rpm) at RT*

Aspirate and Wash 4x



Add 100 µl TMB Substrate
 Incubate 30 min in the dark
Do not seal, shake or wash.

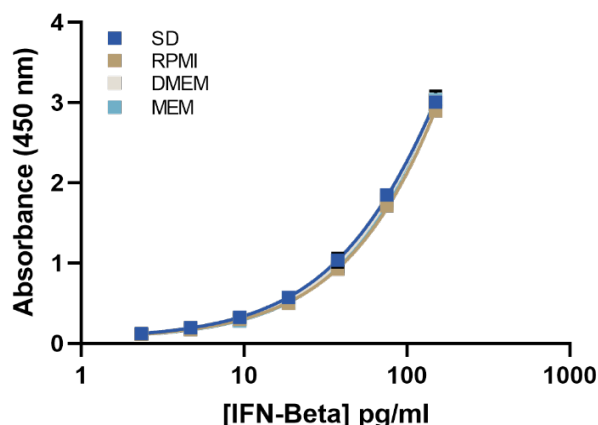


Add 100 µl Stop Solution
Read plate within 5 min (450 nm)

CALCULATION OF RESULTS

By plotting the optical densities (OD) using a 4-parameter fit for the standard curve, the interferon titer in the samples can be determined. Blank ODs may be subtracted from the standards and sample ODs to eliminate background. Use conversion factor of 3 pg/unit to approximate titers in units/ml. A 4-parameter logistic plot with 1/y² weighted analysis is recommended for obtaining optimal fit of standard curve OD values.

Figure 2: Typical Standard Curve



Sold under license from Pestka Biomedical Laboratories, Inc. d/b/a PBL Assay Science. For research use only. Not for diagnostic or clinical use in, or administration to, humans. Not for resale in original or any modified form, including inclusion in a kit, for any purpose. Not for use in the preparation of any commercial product. © 2025 Pestka Biomedical Laboratories, Inc. All rights reserved. **Rev. 01**